

Olsen

Heating & Cooling Products

An ECR International Brand

Lowboy Oil Furnaces

BCL, BML Rear Breech
BFL Front Breech

- Designed for maximum comfort
- Delivers up to 85.1% efficiency
- Clean and quiet operation
- Lifetime warranty on the heat exchanger

*Keeping families warm
for more than 60 years.*



A History of Quality

Although we started by producing horse-drawn carriages, automobiles and military equipment, ECR International expanded our design and manufacturing capabilities during World War II and "Olsen" quickly became a household word for quality furnaces.

From our factory in southwestern Ontario, we at ECR International continue our commitment to oil heat by engineering and manufacturing a full line of top quality, high efficiency residential oil furnaces.

The Olsen name continues to be synonymous with "superior, reliable oil heat" and the Lowboy product line-up has been keeping families warm for more than 60 years.



now



Comfort

The Olsen Lowboy series of oil-fired furnaces provide the best value in heating comfort for your family. "Comfort" in knowing that you will provide the warmth your family needs. Multiple speed blowers allow airflow to be matched with the needs of your home eliminating "gusts" of hot or cold air and increasing overall comfort. Your family's comfort is further ensured due to our large washable filters that provide for greater air filtration and cleaner room air.

Efficiency

Olsen's Lowboy oil-fired furnace designs are capable of achieving up to 85.1% efficiency due to Olsen's unique heat exchanger design, high performance oil burners and increased fibre-reinforced foil faced cabinet insulation. The result is increased energy savings and lower fuel bills.

Clean and Quiet Operation

Each Olsen Lowboy furnace has a completely insulated combustion chamber to provide quiet operation and clean burning performance. The oil burner is equipped with a solenoid oil valve that ensures clean starts and quiet shut-downs of the burner.

Reliability

Olsen Lowboy furnaces are constructed with 100% welded, heavy-gauge steel heat exchangers that come standard with a limited lifetime warranty. Multi-speed blowers, high-quality motors and components all provide peace-of-mind for years of worry-free service. Strong 20-gauge cabinet panels feature a baked-on epoxy-based powder coating, resistant to scratching, peeling and corrosion, which protects your investment.

Olsen's **Limited Lifetime Warranty** is among the best in the industry! Every Olsen furnace comes with our guarantee to the original purchaser that the heat exchanger will be free from defects in materials and workmanship as long as you own the appliance...

... or we'll supply a replacement heat exchanger free of charge!



Our **Five-Year Parts Warranty** provides even more assurances. Olsen warrants to the original purchaser that any component of the furnace will be free from defects in materials and workmanship for a period of five full years...

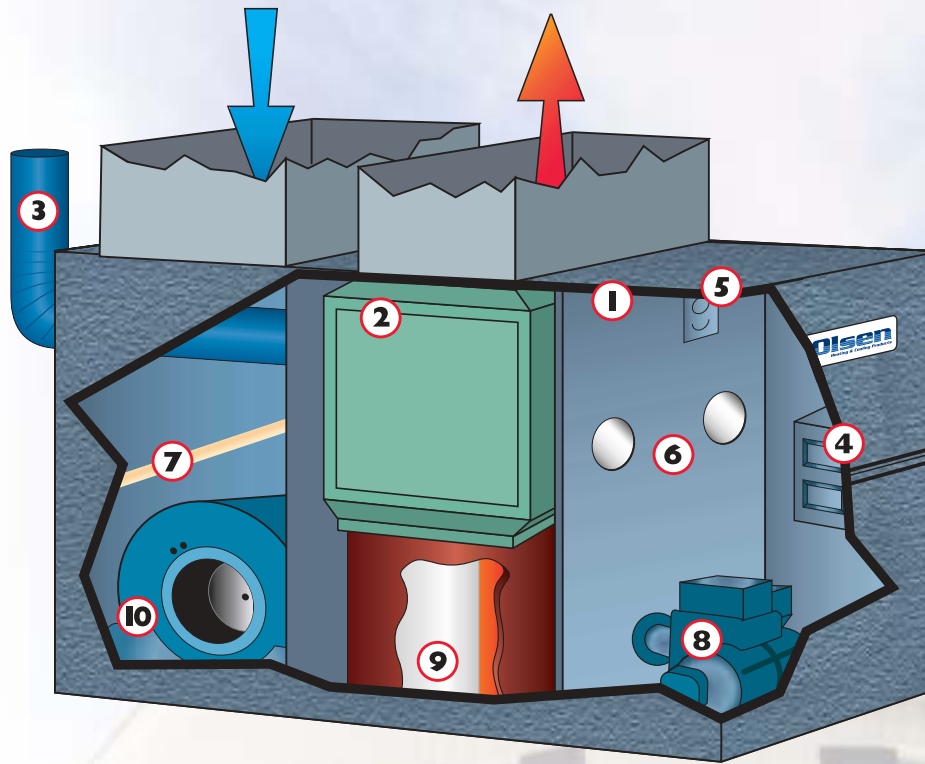


... or we'll supply a replacement part free of charge!

* Subject to the limitations set out in the warranty.

Features & Benefits

of the Olsen Lowboy Oil Furnace



- 1 Insulated Cabinet:** Heavy gauge panels are coated with a baked-on epoxy-based powder paint that resists scratching and are insulated with 1/2" thick fibre-reinforced foil-faced insulation that retains heat and quiets operation.
- 2 Dual Pass Heat Exchanger:** The two paths slow the flue gases and reduce pressure drop thereby enhancing heat transfer. Our unique square heat exchanger design creates added flue gas turbulence, increasing efficiency. Each heavy gauge heat exchanger is precision made, 100% welded and tested for the highest possible quality.
- 3 Barometric Draft:** Each chimney vent furnace comes with a draft regulator standard to provide a constant negative pressure for optimum chimney vent models.
- 4 Fan Control Centre (BCL/BFL):** The fan control centre uses colour-coded wiring and is capable of accepting air conditioning. Field installation of a humidifier or electronic air cleaning accessories is possible.
4a. Fan Control Centre (BML): Electronic fan timer board controls the blower for delayed on/off operation that eliminates cold air start-up and maximizes heat utilization on shut-down. Wiring is colour coded, equipped with connections for easy air conditioning, humidifier or air cleaner installation. A terminal strip is also supplied for easy thermostat connections.
- 5 Fan Limit (BCL/BFL):** Bi-metal sensing element controls the blower for delayed on/off operation that eliminates cold air start-up and maximizes heat utilization on shut-down.
5a. High Limit (BML): A snap disc limit is smartly located to eliminate potential overheating and premature heat exchanger fatigue.
- 6 Dual Clean-Out Ports:** Large and easily accessible clean-outs within the vestibule (front of the BCL 190-225) make service and cleanings thorough and quick.
- 7 Washable Filter System:** An extra large filtration area and washable filter are included with the furnace. This provides greater air filtration and cleaner room air.
- 8 Oil Burners:** Beckett flame retention head burner includes factory supplied solenoid valve on pump for cleaner and quieter operation with reduced maintenance, 14,000-volt ignition, interrupted primary control and ball-bearing PSC motors reduce energy consumption. Optional Riello oil burners also available.
- 9 Combustion Chamber:** Ceramic fibre combustion chamber ensures clean burner starts and stops, and provides for quiet operation of the furnace.
- 10 Blower Assembly:** Direct or belt-drive blowers can be set up for multiple speeds allowing airflow to be matched with the needs of your home eliminating "gusts" of hot or cold air and increasing overall comfort. Removal of two bolts allows the assembly to slide out easily for maintenance.

DIRECT VENT

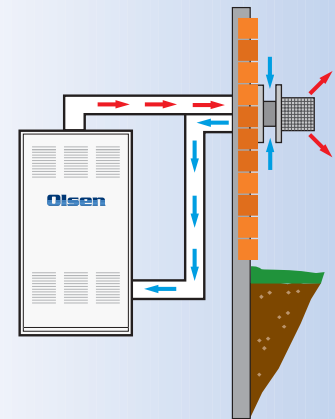
S I D E W A L L



Direct Sidewall Venting is an effective alternate method of venting combustion products through an outside wall of the house, rather than up a traditional chimney. This method utilizes the burner to efficiently exhaust products of combustion from the heating equipment.

FEATURES AND BENEFITS

- Direct Sidewall Vent allows for overall increase in installed appliance efficiency.
- The Olsen Direct Sidewall Vent kit has been designed for flexibility in installation. All vent-to-appliance adapters are included.
- Every Direct Sidewall Vent installation requires an Olsen Vent Terminal in addition to the venting kit described above. The Olsen Vent Terminal utilizes a two-pipe combustion air/exhaust gas configuration. Because outside air is used for combustion, the system provides greater efficiency and safety in new, tightly sealed houses.
- Only one wall opening is required for concentric vent.
- The burner provides the necessary pressure for adequate venting of flue products - no additional motors or controls are required.




BCL/BFL Heating Output & Burner Data

Beckett AFII Series Oil Burners						
(for use with sidewall-vented units with or without outdoor combustion air)						
Furnace Model	Output (BTU/h)	Nozzle	Flow Rate	Burner Model	Pump Pressure	Head
BCL/BFL 100 B2U	79,000	0.60 / 60 A	0.65 USGPH	AFII-85	145 PSIG	FB0
	90,000	0.70 / 60 A	0.75 USGPH	AFII-85	145 PSIG	FB3
	*101,000	0.80 / 60 A	0.85 USGPH	AFII-150	145 PSIG	FB3
	117,000	0.90 / 60 A	1.00 USGPH	AFII-150	145 PSIG	FB3

BML Heating Output & Burner Data

Beckett AFII Series Oil Burners						
(for use with sidewall-vented units with or without outdoor combustion air)						
Furnace Model	Output (BTU/h)	Nozzle	Flow Rate	Burner Model	Pump Pressure	Head
BML 80 CB2	65,000	0.50 / 60 A	0.55 USGPH	AFII-85	120 PSIG	FB0
	*77,000	0.60 / 60 A	0.65 USGPH	AFII-85	115 PSIG	FB3
	89,000	0.70 / 60 A	0.75 USGPH	AFII-85	115 PSIG	FB3

* Factory standard production.



BCL/BFL



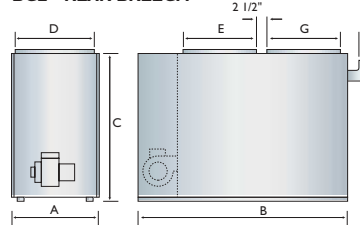
- Rear or Front Breech
- Upflow
- Direct and Belt Drive Available
- Firing Rates 79, 90, 101, 117, 130, 143 BTU/h (000's) output (Factory standard 117 and 143 output)
- DirectVent version available
- Air Conditioning ready, up to 5 tons

BCL/BFL Dimensions (all measurements in inches)


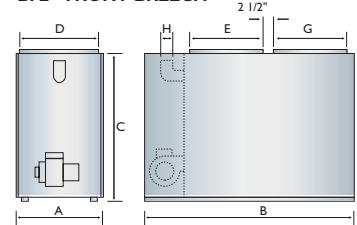
Cabinet			Plenum Openings			Flue Dia. (H)	Filter	Shipping Weight
Width (A)	Depth (B)	Height (C)	Supply Air (D x E)	Return Air (D x G)	Gap			
22	51 1/2	41	20 1/2 x 18 5/8	20 1/2 x 18 5/8	2 1/2	6*	20 x 25 x 1	280 lbs.

* Chimney Vent 6"; Direct Vent 4"

BCL - REAR BREECH



BFL - FRONT BREECH



BML




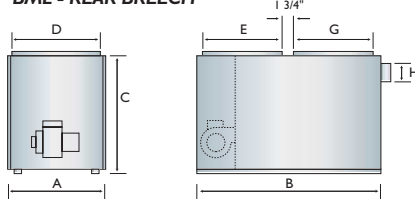
- Rear Breech
- Upflow
- Direct and Belt Drive Available
- Firing Rates 56, 73, 84, 95 BTU/h (000's) output (Factory standard 73 output)
- DirectVent version available
- Air Conditioning ready, up to 3.5 tons

BML Dimensions (all measurements in inches)

Cabinet			Plenum Openings			Flue Dia. (H)	Filter	Shipping Weight
Width (A)	Depth (B)	Height (C)	Supply Air (D x E)	Return Air (D x G)	Gap			
22	51 1/2	32	20 1/2 x 19	20 1/2 x 18 5/8	1 3/4	5*	20 x 20 x 1	240 lbs.

* Chimney Vent 5"; Direct Vent 3"

BML - REAR BREECH



BCL 190-225

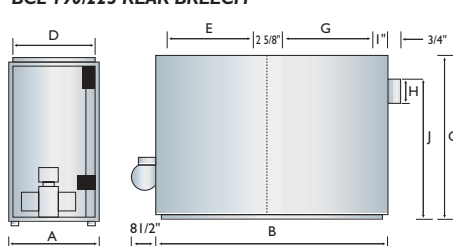


- Rear Breech
- Upflow
- Only Available in Belt Drive
- Firing Rates 168, 188, 196, 224 BTU/h (000's) output (Factory standard 188 and 224 output)
- Not available for DirectVent
- Air Conditioning ready, up to 5 tons

BCL 190/225 Dimensions (all measurements in inches)

Cabinet			Plenum Openings		Flue		Filter (2)	Shipping Weight
Width (A)	Depth (B)	Height (C)	Warm Air (D x E)	Return Air (D x G)	Dia. (H)	Height (J)		
26	49	56	24 x 22	24 x 22	7	50 1/4	20 x 25 x 1	390 lbs.

BCL 190/225 REAR BREECH



Shipped in two sections for easy handling.

Specifications - Lowboy Oil Furnaces

(all specifications indicated are for factory standard production)

Model	BCL/BFL 120	BCL/BFL 145	BCL 190	BCL 225	BML 80 B
BTU/h Input	140,000	168,000	231,000	280,000	86,000
BTU/h Output	117,000	143,000	188,000	224,000	73,000
Firing Rate - USGPH*	1.00	1.20	1.65	2.00	.65
Burner Model (Beckett)	AF65XN	AF65YB	AF81VWF	AF81VWF	AF72BOPWHS
Nozzle (Factory Standard)	1.00/80A	1.20/60A	1.65/70B	2.00/70B	.65/80A
DIRECT DRIVE					
Blower - Direct Drive	DD 10-10	DD 10-10	—	—	GT10
Max. CFM @ .20" WC SP-Dir.	1810	1810	—	—	1633
Max. CFM @ .50" WC SP-Dir.	1585	1585	—	—	1346
Motor	1/2 HP 4S	1/2 HP 4S	—	—	1/2 HP 4S
Cooling Capacity (tons)	**4	**4	—	—	3.5
BELT DRIVE					
Blower - Belt Drive	10-10	10-10	G12	G12	GT10-S
Max. CFM @ .20" WC SP-Belt	1425	1535	2177	2601	1410
Max. CFM @ .50" WC SP-Belt	905	1065	1532	2164	996
Motor	1/3 HP	1/2 HP	3/4 HP	1 HP	1/2 HP
Cooling Capacity (tons)	2	2	4	5	2
Pulley-Fan	7"	6"	7"	6"	6"
Temperature Rise	80-90°F	80-90°F	80-90°F	80-90°F	50-80°F
Filter	20" x 25" x 1"	20" x 25" x 1"	20" x 25" x 1"	20" x 25" x 1"	20" x 20" x 1"
Shipping Weight	280 lbs.	280 lbs.	430 lbs.	430 lbs.	240 lbs.
AFUE Rating	83.4%	83.4%	78%	78%	85.1%

* Additional firing rates available. Please consult the Installation Manual for proper nozzle sizing. ** 5 ton unit available.

Clearance to Combustibles (all measurements in inches)					
Top	3	3	3	3	3
Bottom	0	0	0	0	0
Front	1*	1*	1*	1*	1*
Rear	1*	1*	1*	1*	1*
Side 1	6	6	6	6	6
Side 2	18	18	18	18	18
Flue Pipe	9	9	9	9	9
Enclosure	Standard	Standard	Standard	Standard	Closet

* 24 inches are required for servicing.



ECR International

The **Single Source SOLUTION**
for HVAC Products



Ask your installer about our central
air conditioners and heat pumps!



In Canada contact:

ECR International Ltd. – Olsen Division

P.O. Box 900, 6800 Base Line

Wallaceburg, Ontario, Canada N8A 5E5

Tel: (519) 627-0791 Fax: (519) 627-4719

Web: www.ecrltd.com



In the USA contact:

ECR International

85 Middle Rd., Dunkirk, NY 14048

Tel: (716) 366-5500 or (877) 386-5475

Fax: (716) 366-1209

Web: www.ecrinternational.com

USA Homeowner Assistance Ph: 866-847-6656

USA Contractor Technical Assistance Ph: 800-325-5479

ECR International

2201 Dwyer Ave., Utica, NY 13504

Tel: (315) 797-1310 or (800) 325-5479

Fax: (315) 724-9319

All product specifications reflect available information at the time of printing. ECR reserves the right to revise or modify products without notice.

Part# 24200 LBOE 09/06